

Tile-Board Installation

It is your responsibility to carry out the correct Health & Safety procedures and use the correct PPE for each task carried out

1. HydroHeat Tile-Board must be installed onto a level surface. Remove any imperfections and level the floor if needed. Use a suitable self-levelling product for concrete floors or a ply board for wooden floors.

2. Begin by laying the first Tile-Board into the corner of the room and Continue to lay the boards until the whole room is complete.

3. Fix to the floor using 30mm screws and washers for wooden floors or insulation fixings for concrete floors, Tile adhesive can also be used but it will need to fully cure before moving on to the next step. Once all the fixings are in position there should be no movement in the boards.


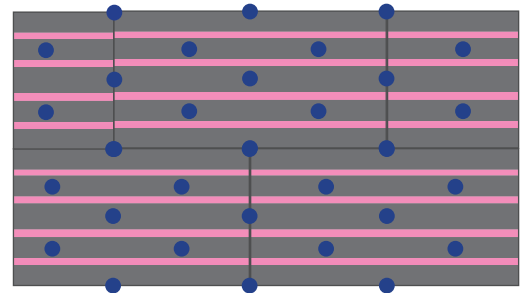

4. Some sections may require new channels to be routed into the boards. Using a 12.5mm router bit, ensure any curves are a minimum 150mm diameter/75mm radius bend to not over stress the pipe.

5. Fix the Hydroheat manifold in the allocated location. The manifold should be fitted high enough that the pipe is not stressed when bent onto the floor. Connect the first circuit to the manifold using the euroconus insert, nut and split ring olive.

6. Start to roll the pipe from the manifold to the desired room, pushing the pipework into the channels until you reach the opposite end of the room. Working back towards the manifold pushing the pipe into the Tile-Board panels ensuring the pipe is fixed beneath the surface of the board.

7. Once the first circuit is complete you should be back at the manifold. Cut the pipe, making sure it is able to reach the manifold, and attach to the manifold using the euroconus adaptors. Repeat this until all circuits are complete.

8. Upon completion of the underfloor heating pipe circuits – ensure all pipework is pressure tested.



HydroHeat Underfloor Heating Ltd. Freckleton Enterprise Park, Bush Lane, Freckleton, Lancashire, PR4 1UH
Tel: 01772 632 958 Email: sales@hydroheatufh.co.uk Website: hydroheatufh.co.uk

HydroHeat
UNDERFLOOR HEATING LTD